



REGIONAL CANCER CENTRE

HOSPITAL BASED CANCER REGISTRY & PATTERN OF CARE SURVIVAL STUDIES

HBCR Mail ID: officehbcrijpmer@gmail.com Phone: 0413-2296420

JIP/RCC/ICMR/HBCR&POCSS/2026/11

04/02/2026


Monthly Audit for the Month of JANUARY 2026

S. No	TUMOR SITE	No. of cases
1	BREAST	50
2	HEAD AND NECK *	34
3	CERVIX	30
4	ENDOMETRIUM	10
5	OVARY	10
6	ESOPHAGUS	7
7	THYROID	6
8	NASAL CAVITY	5
9	RECTUM	5
10	ABDOMINAL TUMORS **	4
11	BRAIN	4
12	COLON	4
13	CONNECTIVE TISSUE	3
14	BONE MARROW	2
15	LIVER	2
16	LUNG	2
17	LYMPH NODE	2
18	PROSTATE	2
19	VULVA	2
20	OTHERS ***	2
21	PANCREAS	2
22	SKIN	2
23	KIDNEY	1
24	STOMACH	1
	Total	192

* Head and Neck: Larynx, Oral Cavity, Pharynx

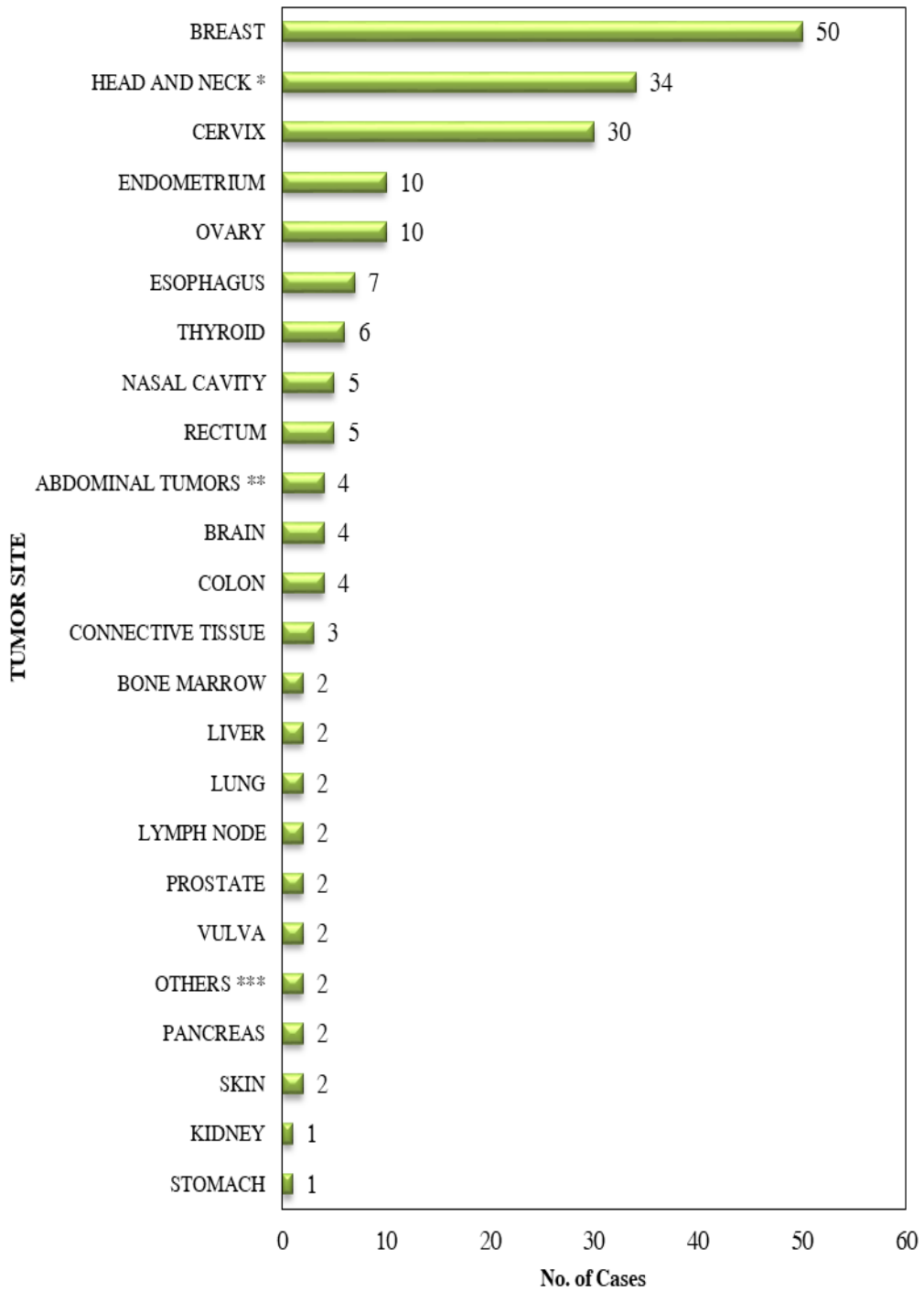
** Abdominal Tumors: Jejunum, Gall Bladder

*** Others: Anal, Parotid Gland


Dr. Gunaseelan K
Principal Investigator
HBCR & POCS

Dr. GUNASEELAN. K
PRINCIPAL INVESTIGATOR
HBCR & POCS
RCC, JIPMER

SITE WISE DISTRIBUTION OF CANCER PATIENTS

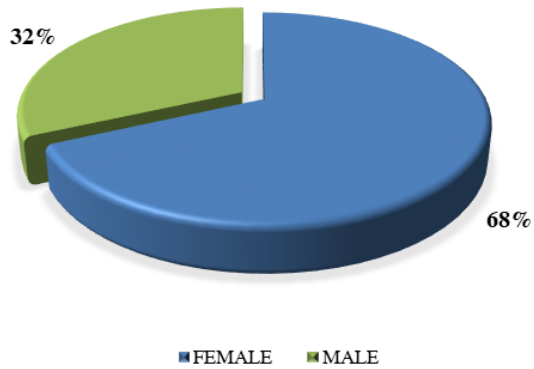


* Head and Neck: Larynx, Oral Cavity, Pharynx

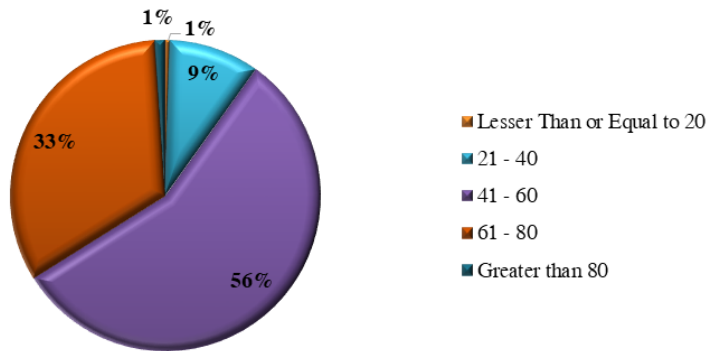
** Abdominal Tumors: Jejunum, Gall Bladder

*** Others: Anal, Parotid Gland

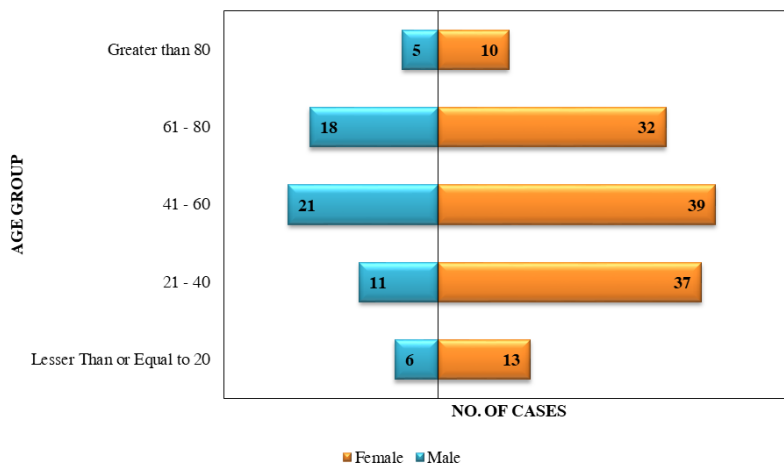
GENDER WISE DISTRIBUTION OF CANCER PATIENTS



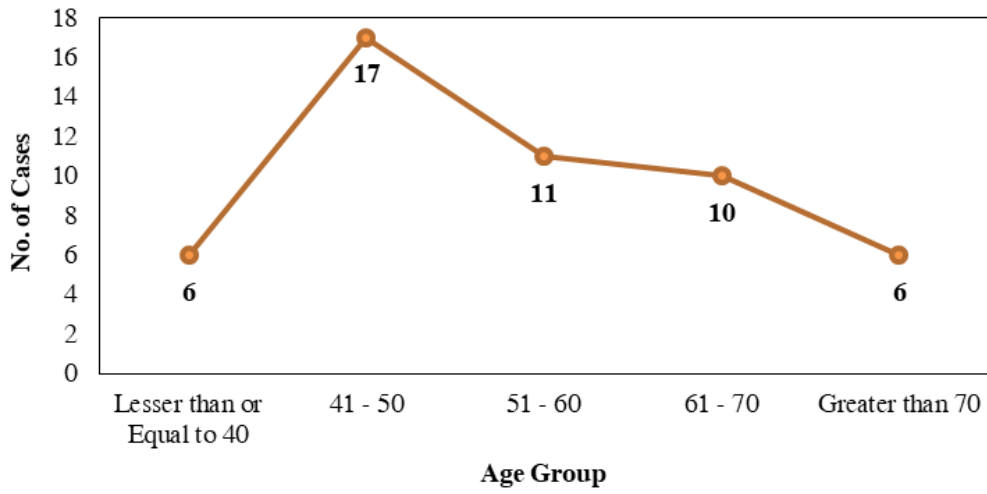
AGE GROUP WISE DISTRIBUTION OF CANCER PATIENTS



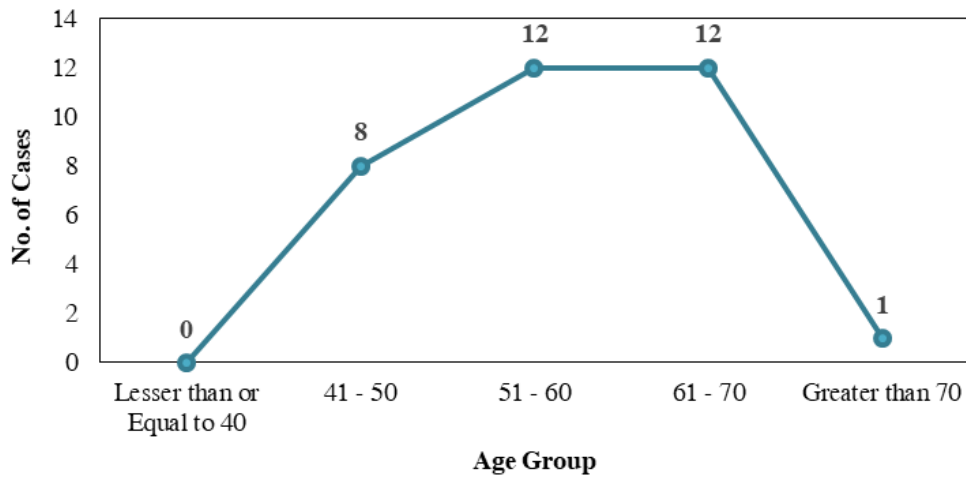
JOINT DISTRIBUTION OF AGE GROUP AND GENDER OF CANCER PATIENTS



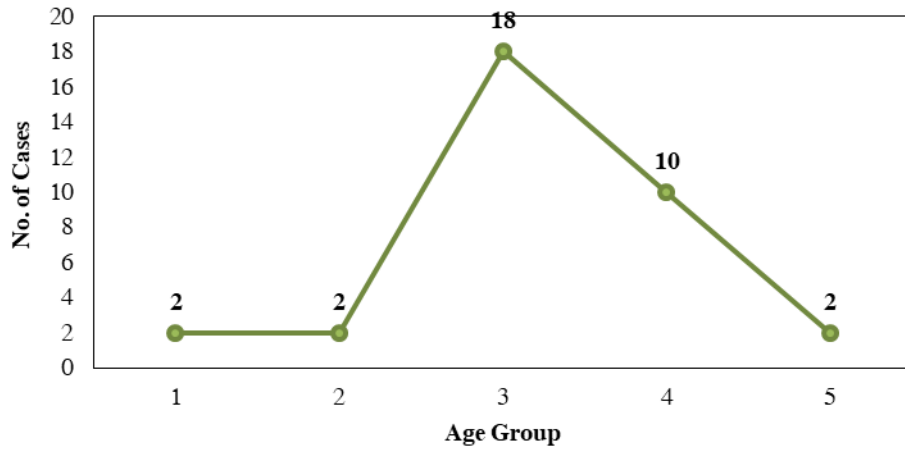
AGE GROUP DISTRIBUTION OF BREAST CANCER PATIENTS



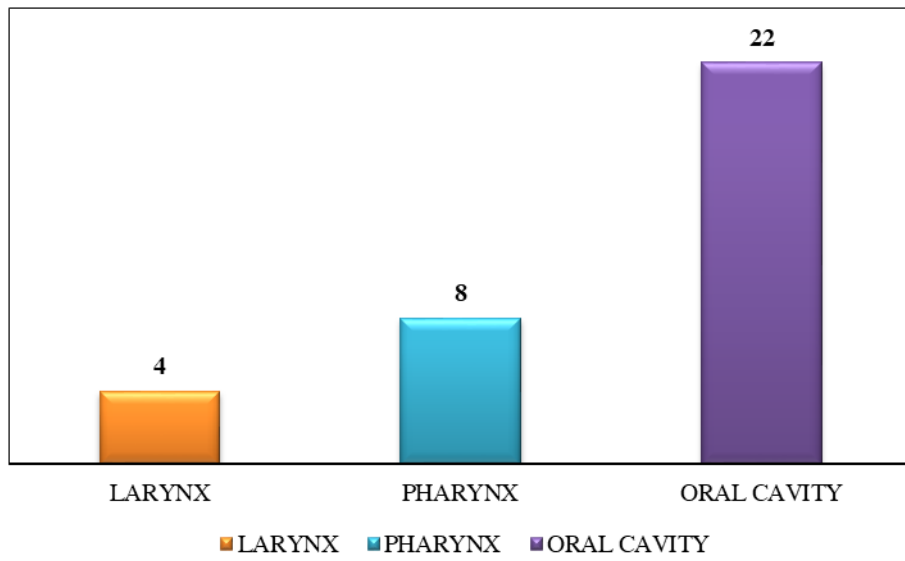
AGE GROUP DISTRIBUTION OF CERVIX CANCER PATIENTS



AGE GROUP DISTRIBUTION OF HEAD AND NECK CANCER PATIENTS

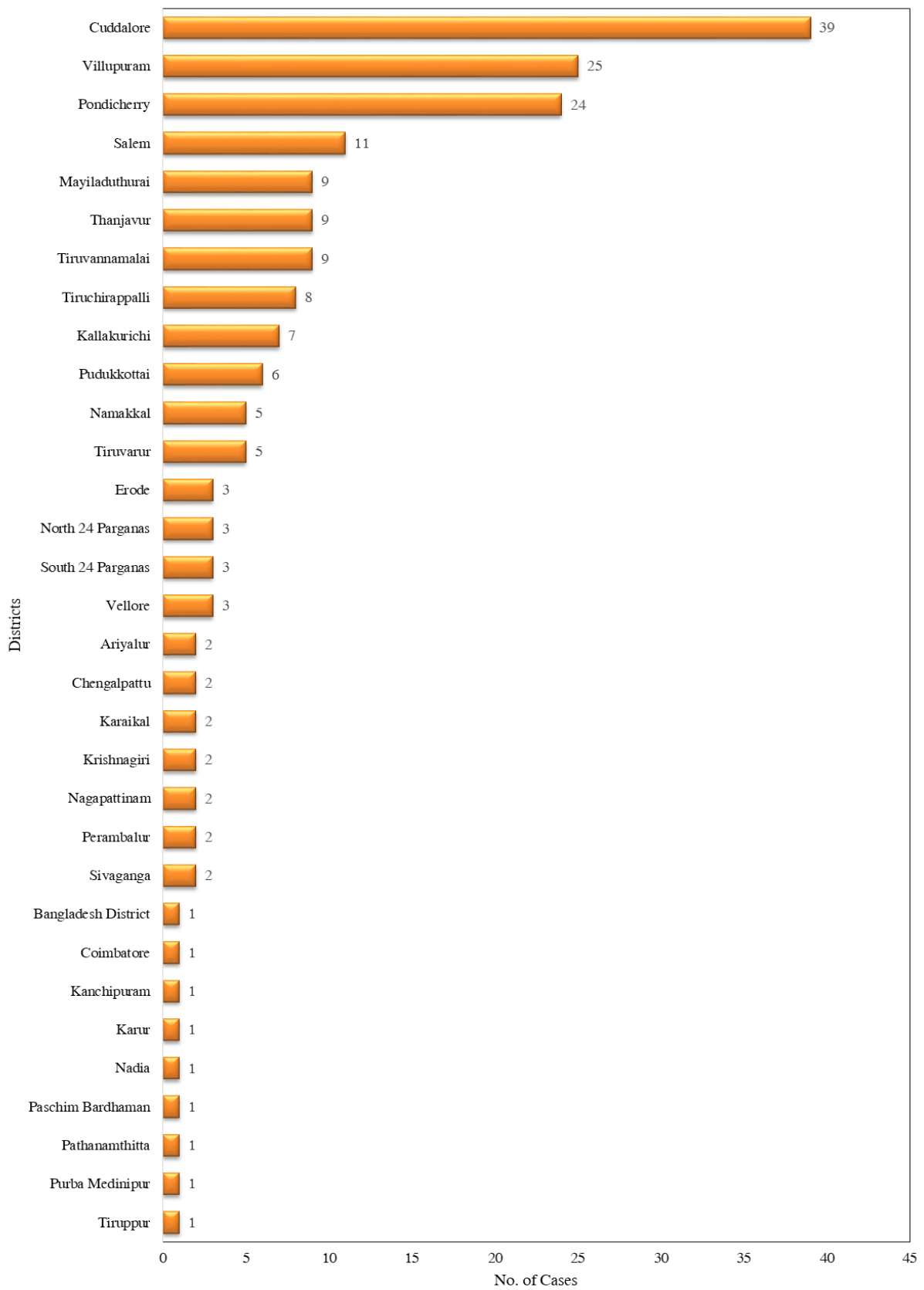


SUB-SITE WISE DISTRIBUTION OF HEAD AND NECK CANCER PATIENTS



DISTRICT WISE DISTRIBUTION OF CANCER PATIENTS		
S. No.	Districts	No. of cases
1	Cuddalore	39
2	Villupuram	25
3	Pondicherry	24
4	Salem	11
5	Mayiladuthurai	9
6	Thanjavur	9
7	Tiruvannamalai	9
8	Tiruchirappalli	8
9	Kallakurichi	7
10	Pudukkottai	6
11	Namakkal	5
12	Tiruvarur	5
13	Erode	3
14	North 24 Parganas	3
15	South 24 Parganas	3
16	Vellore	3
17	Ariyalur	2
18	Chengalpattu	2
19	Karaikal	2
20	Krishnagiri	2
21	Nagapattinam	2
22	Perambalur	2
23	Sivaganga	2
24	Bangladesh District	1
25	Coimbatore	1
26	Kanchipuram	1
27	Karur	1
28	Nadia	1
29	Paschim Bardhaman	1
30	Pathanamthitta	1
31	Purba Medinipur	1
32	Tiruppur	1
	Total	192

DISTRICT WISE DISTRIBUTION OF CANCER PATIENTS



STATE/UT WISE DISTRIBUTION OF CANCER PATIENTS		
S. No.	STATE/UT	No. of cases
1	Tamil Nadu	155
2	Pondicherry	26
3	West Bengal	9
4	Kerala	1
5	Other than India	1
	Total	192

