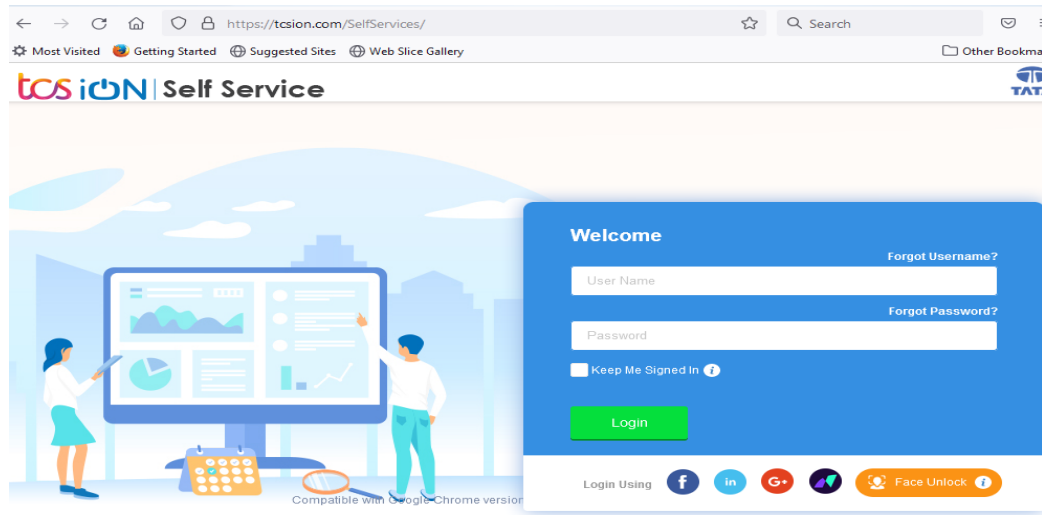


Login and Forgot password steps to be followed (Login to TCSiON/SelfServices)

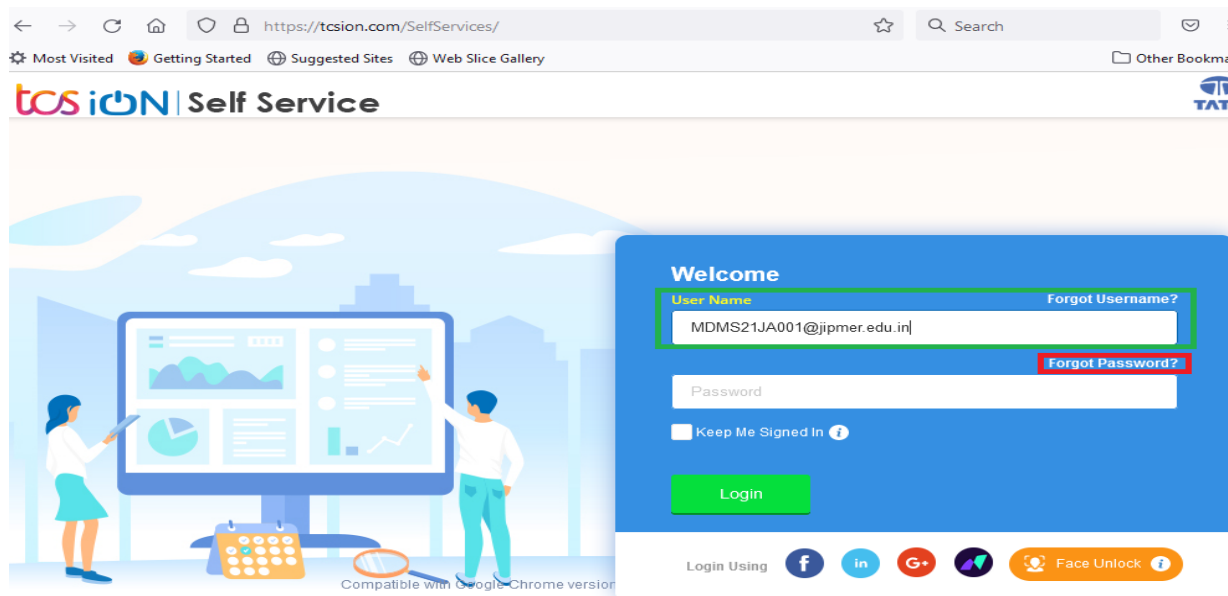
Step 1: Login to <https://tcsion.com/SelfServices/>



Step 2: If you have known your user name and password, type your User Name and Password and click on login.

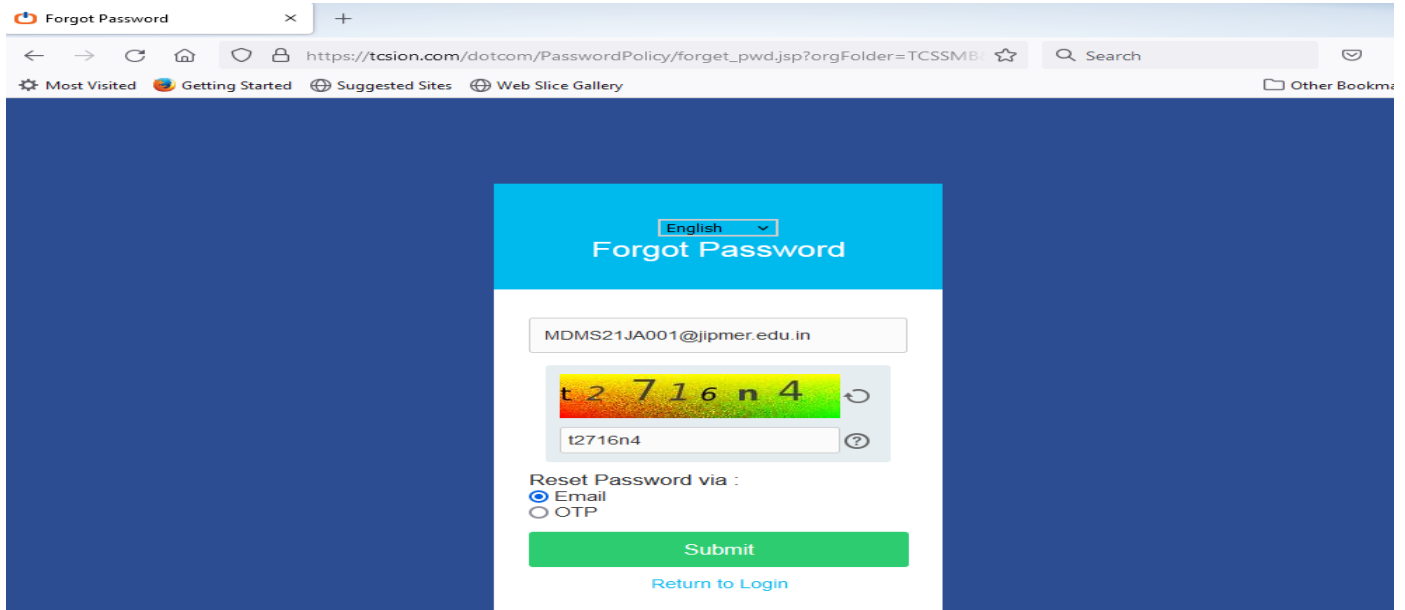
If you have forgotten password, type your User Name and click on forgot password.

If you don't know the User Name, Check your personal mail by searching admin@tcsion.com . If still you couldn't find out the username contact your seat in-charge in academic section, to get user name.



Forgot Password:

Step 3: Once you click on forgot password page will redirect to forgot password screen. Enter your User Name, Image shown and reset password via Email and submit. You will receive password link to your personal email id. Click on the link and set your password as per the password policy.



Forgot Password

English

Forgot Password

MDMS21JA001@jipmer.edu.in

t 2 7 1 6 n 4

t2716n4

Reset Password via :

Email

OTP

Submit

[Return to Login](#)

Step 4: Once you set the password, Click on the examination fee payment login link.

<https://www.tcsion.com/EForms/html/form55719/login.html>



JAWAHARLAL INSTITUTE OF POSTGRADUATE MEDICAL EDUCATION AND RESEARCH
(JIPMER)

APPLICATION FORM (FOR PROFESSIONAL EXAMINATION)

User Login

*User Id

*Password

Login

Version 14.03.01