

## HOSPITAL INFECTION CONTROL COMMITTEE, JIPMER



### HOSPITAL ACQUIRED INFECTION SURVEILLANCE REPORT, JIPMER, OCTOBER 2016- ICU

Block	ICU	VAP Rate		CLABSI Rate		CAUTI Rate		SSI Rate	Burn Wound Infection Rate	Bed sore Rate	Sheath Infection Rate
		JIPMER	NHSN 75 percentile	JIPMER	NHSN 75 percentile	JIPMER	NHSN 75 percentile	JIPMER	JIPMER	JIPMER	JIPMER
EMS	BURNS	0.00	6.7	24.10	5.2	0.00	8.1	0.00	16.13	0.00	0.00
	CCCU	0.00	1.3	0.00	1.9	0.00	3.5	0.00	-	0.00	0.00
	CCU	7.35	1.3	0.00	1.9	0.00	3.5	7.14	-	0.00	0.00
	TC ICU	11.63	6	0.00	2.4	0.00	5.6	0.00	-	0.00	0.00
MAIN	MICU	12.23	1.6	0.00	1.9	0.00	3.9	0.00	-	0.00	0.00
	Ward 43 Stepdown ICU	0.00	1.6	0.00	1.9	0.00	3.9	0.00	-	0.00	0.00
	SICU	0.00	3.1	0.00	1.8	0.00	2.5	7.14	-	5.03	0.00
	32-A ICU	0.00	3.1	0.00	1.8	0.00	2.5	9.09	-	0.00	0.00
SSB	BMT	0.00	2.8	46.51	1.2	0.00	2.5	0.00	-	0.00	0.00
	CTVS ICU	0.00	2.5	0.00	1.2	0.00	2.5	0.00	-	0.00	0.00
	KTP	0.00	2.8	0.00	1.2	0.00	2.5	0.00	-	0.00	0.00
	NUEROMED ICU	0.00	2.5	0.00	1.6	8.55	5	0.00	-	0.00	0.00
	NUEROSURG ICU	0.00	2.9	0.00	1.9	0.00	6.2	0.00	-	0.00	0.00
	PAED SURG ICU	0.00	0.9	0.00	2.1	0.00	3.8	7.14	-	0.00	0.00
	PL SURG ICU	0.00	2.8	0.00	1.2	0.00	2.5	0.00	-	0.00	0.00
	RCC ICU	0.00	1.3	0.00	1.5	0.00	2.3	0.00	-	0.00	0.00
	SGE ICU	23.81	2.8	0.00	1.2	0.00	2.5	0.00	-	0.00	0.00
	URO ICU	0.00	2.8	0.00	1.2	0.00	2.5	0.00	-	0.00	0.00
	SURGICAL ONCOLOGY ICU	0.00	2.8	0.00	1.2	0.00	2.5	0.00	-	0.00	0.00
	CATH LAB(CCCU)	0.00	1.3	0.00	1.9	0.00	3.5	0.00	-	0.00	0.00
	WCH	NICU	5.52	<750gm-2.4 >750gm-00	9.15	<750gm-4.9 >750gm-3.3	0.00	0	25.00	-	0.00
PICU		0.00	0.9	0.00	1.5	0.00	3.1	0.00	-	0.00	0.00
<b>JIPMER( ICU, average)</b>		<b>2.75</b>		<b>3.63</b>		<b>0.39</b>		<b>2.52</b>	<b>16.13</b>	<b>0.23</b>	<b>0.00</b>

## HOSPITAL INFECTION CONTROL COMMITTEE, JIPMER

Building	Ward	VAP Rate			CLABSI Rate			CAUTI Rate			SSI Rate			Burn Wound Infection Rate			Bed sore Rate			Sheath Infection Rate		
		No. of VAP cases	Total No. of Ventilator days	VAP rate	No. of CLABSI cases	Total no. of Central line days	CLABSI rate	No. of CA-UTI cases	Total no. of catheter days	CAUTI Rate	No. of SSI	No. of Surgeries done	SSI Rate	No. of wound infections in burn patients	No. of patients days	Burn Wound Infection Rate	No. of bed sore	No. of patient days	Bed sore Rate	No. of Sheath infection cases	No. of sheath days	Sheath Infection Rate
EMS	BURNS	0	0	0.00	2	83	24.10	0	132	0.00	0	0	0.00	5	310	16.13	0	0	0.00	0	0	0
	CCCU	0	5	0.00	0	3	0.00	0	25	0.00	0	33	0.00	-	-	-	0	188	0.00	0	10	0
	CCU	1	136	7.35	0	144	0.00	0	164	0.00	1	14	7.14	-	-	-	0	162	0.00	0	41	0
	TC ICU	1	86	11.63	0	61	0.00	0	169	0.00	0	36	0.00	-	-	-	0	175	0.00	0	5	0
MAIN	MICU	4	327	12.23	0	144	0.00	0	403	0.00	0	0	0.00	-	-	-	0	461	0.00	0	74	0
	Ward 43 Stepdown ICU	0	47	0.00	0	33	0.00	0	142	0.00	0	0	0.00	-	-	-	0	184	0.00	0	16	0
	SICU	0	53	0.00	0	110	0.00	0	177	0.00	2	28	7.14	-	-	-	1	199	5.03	0	22	0
	32-A ICU	0	41	0.00	0	56	0.00	0	97	0.00	1	11	9.09	-	-	-	0	106	0.00	0	0	0
SSB	BMT	0	0	0.00	2	43	46.51	0	0	0.00	0	0	0.00	-	-	-	0	43	0.00	0	0	0
	CTVS ICU	0	63	0.00	0	160	0.00	0	132	0.00	0	25	0.00	-	-	-	0	184	0.00	0	0	0
	KTP	0	1	0.00	0	22	0.00	0	24	0.00	0	7	0.00	-	-	-	0	52	0.00	0	0	0
	NUEROMED ICU	0	48	0.00	0	60	0.00	1	117	8.55	0	7	0.00	-	-	-	0	150	0.00	0	4	0
	NUEROSURG ICU	0	45	0.00	0	76	0.00	0	108	0.00	0	23	0.00	-	-	-	0	181	0.00	0	0	0
	PAED SURG ICU	0	12	0.00	0	74	0.00	0	31	0.00	1	14	7.14	-	-	-	0	180	0.00	0	0	0
	PL SURG ICU	0	0	0.00	0	5	0.00	0	21	0.00	0	32	0.00	-	-	-	0	75	0.00	0	0	0
	RCC ICU	0	5	0.00	0	53	0.00	0	84	0.00	0	0	0.00	-	-	-	0	229	0.00	0	6	0
	SGE ICU	1	42	23.81	0	81	0.00	0	113	0.00	0	31	0.00	-	-	-	0	172	0.00	0	0	0
	URO ICU	0	6	0.00	0	42	0.00	0	117	0.00	0	43	0.00	-	-	-	0	131	0.00	0	10	0
	SURGICAL ONCOLOGY ICU	0	3	0.00	0	18	0.00	0	51	0.00	0	16	0.00	-	-	-	0	111	0.00	0	0	0
Cath lab (CCCU)	0	2	0.00	0	9	0.00	0	10	0.00	0	52	0.00	-	-	-	0	112	0.00	0	0	0	
WCH	NICU	1	181	5.52	3	328	9.15	0	9	0.00	2	8	25.00	-	-	-	0	2088	0.00	0	0	0
	PICU	0	157	0.00	0	157	0.00	0	121	0.00	0	3	0.00	-	-	-	0	440	0.00	0	48	0

## HOSPITAL INFECTION CONTROL COMMITTEE, JIPMER

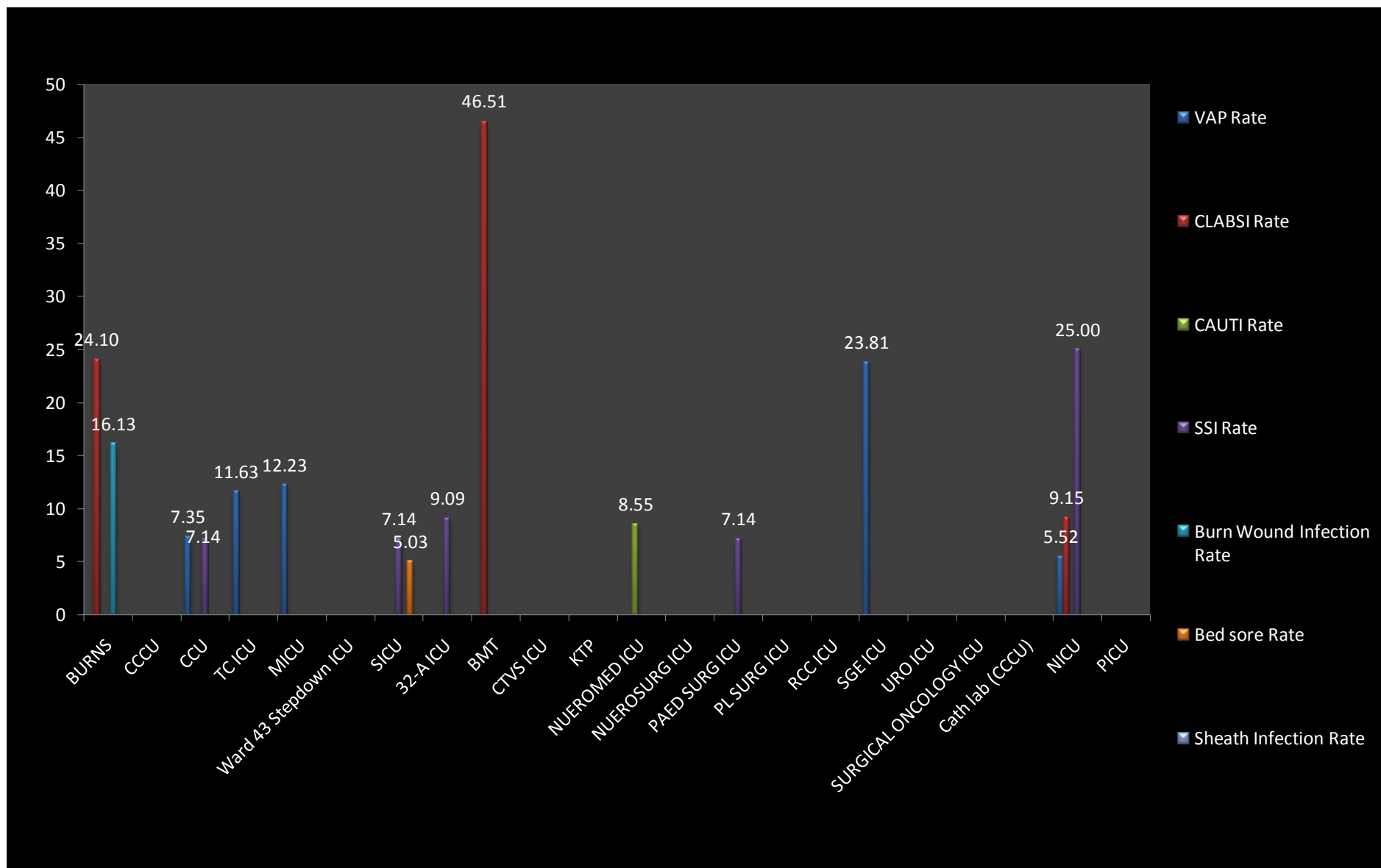
---

### FORMULAE OF HAI INFECTIONS RATES

HAI Infection Rates	Formulae
1. VAP Rate=	No. of VAP cases/ total no. of ventilator days X 1000
2. CLABSI Rate =	No. of CLABSI cases/ total no. of central line days X 1000
3. CA-UTI Rate=	No. of CA-UTI cases/ total no. of catheter days X 1000
4. SSI Rate=	No. of SSI/ No. of surgeries done X100
5. Burn Wound Infection Rate =	No. of wound infections in burn patients/ No. of patient days X 1000
6. Bed sore Rates=	No. of bed sores/No. of patient days X 1000
7. Sheath Infection Rate =	No. of sheath infection cases / total no. of Sheath daysX 1000

ICU

HOSPITAL ACQUIRED INFECTION SURVEILLANCE OCTOBER - 2016





## HOSPITAL INFECTION CONTROL COMMITTEE, JIPMER

### HOSPITAL ACQUIRED INFECTION SURVEILLANCE REPORT, JIPMER

#### OCTOBER 2016- WARD

	WARD	VAP Rate	CLABSI Rate	CAUTI Rate	SSI Rate	Open Wound Infection Rate	Bed sore Rate	Sheath Infection Rate	LSCS Rate	Episiotomy Rate	PS Rate
<b>EMS</b>	TC Ward (M)	0	0.00	0.00	0.00	-	0.00	0.00	-	-	-
	TC Ward (F)	0	0.00	0.00	0.00	0.00	0.00	0.00	-	-	-
	Skin Ward	0	0.00	0.00	0.00	8.62	0.00	0.00	-	-	-
	Ward 51	0	0.00	0.00	0.00	-	0.00	0.00	-	-	-
	Ward 52	0	0.00	0.00	0.00	-	0.00	0.00	-	-	-
	Female casualty ward	0	0.00	0.00	0.00	-	0.00	0.00	-	-	-
	Male casualty ward	0	0.00	0.00	0.00	-	0.00	0.00	-	-	-
	PMRC A & C	0	0.00	40.00	3.47	-	0.73	0.00	-	-	-
	PMRC POW	0	0.00	0.00		-	0.00	0.00	-	-	-
Ward 20	0	0.00	0.00	0.00	-	0.00	0.00	-	-	-	
Ward 26	0	0.00	0.00	0.00	0.00	0.00	0.00	-	-	-	
Ward 31	0	0.00	9.17	23.33	-	8.43	0.00	-	-	-	
Ward 34	0	0.00	0.00	13.89	-	0.00	0.00	-	-	-	
Ward 36	0	0.00	0.00	6.67	-	0.00	0.00	-	-	-	
Ward 37	0	0.00	0.00	18.52	-	0.00	0.00	-	-	-	
Ward 42	0	0.00	0.00	0.00	-	0.00	0.00	-	-	-	
Ward 44	0	0.00	0.00	0.00	-	0.00	0.00	-	-	-	
Ward 45	0	0.00	0.00	0.00	-	0.00	0.00	-	-	-	
Ward 46	0	0.00	0.00	0.00	-	0.00	0.00	-	-	-	
<b>SSB</b>	Cardiology Ward	0	0.00	0.00	0.00	-	0.00	0.00	-	-	-
	CTVS Ward	0	0.00	0.00	0.00	-	0.00	0.00	-	-	-
	Endocrine Ward	0	0.00	0.00	0.00	-	0.00	0.00	-	-	-
	Immunology ward	0	0.00	0.00	0.00	-	0.00	0.00	-	-	-
	Nephrology Ward	0	0.00	0.00	0.00	-	0.00	0.00	-	-	-
	Neuro Medicine Ward	0	0.00	0.00	0.00	-	0.00	0.00	-	-	-
	Neuro Surgery Ward	0	0.00	0.00	0.00	-	0.00	0.00	-	-	-

## HOSPITAL INFECTION CONTROL COMMITTEE, JIPMER

	WARD	VAP Rate	CLABSI Rate	CAUTI Rate	SSI Rate	Open Wound Infection Rate	Bed sore Rate	Sheath Infection Rate	LSCS Rate	Episiotomy Rate	PS Rate
	Paediatric Surgery Ward	0	0.00	0.00	0.00	-	0.00	0.00	-	-	-
	Pl surg ward	0	0.00	0.00	0.00	-	0.00	0.00	-	-	-
	RCC Special Ward	0	0.00	0.00	0.00	-	0.00	0.00	-	-	-
	RCC Ward	0	0.00	0.00	0.00	-	0.00	0.00	-	-	-
	SGE Ward	0	0.00	0.00	0.00	-	0.00	0.00	-	-	-
	MGE Ward	0	0.00	0.00	0.00	-	0.00	0.00	-	-	-
	Surgical Oncology Ward	0	0.00	0.00	3.23	-	0.00	0.00	-	-	-
	Urology Ward	0	0.00	0.00	0.00	-	0.00	0.00	-	-	-
	Stroke Recovery Ward	0	0.00	0.00	0.00	-	0.00	0.00	-	-	-
<b>WCH</b>	Ward 178	0	0.00	0.00	0.00	-	0.00	0.00	0.00	0.00	-
	Ward 179	0	0.00	0.00	12.50	-	0.00	0.00	0.00	0.00	-
	Ward 301	0	0.00	0.00	0.00	-	0.00	0.00	0.00	0.00	-
	Ward 302	0	0.00	0.00	0.00	-	0.00	0.00	0.00	0.00	-
	Ward 401	0	0.00	0.00	3.13	-	0.00	0.00	16.67	0.00	-
	Ward 466	0	0.00	0.00	0.00	-	0.00	0.00	0.00	0.00	-
	Ward 552	0	0.00	0.00	0.00	-	0.00	0.00	0.00	0.00	-
	Ward 553	0	0.00	0.00	0.00	-	0.00	0.00	0.00	0.00	0.00
	Ward 554	0	0.00	0.00	0.00	-	0.00	0.00	0.00	0.00	-

## HOSPITAL INFECTION CONTROL COMMITTEE, JIPMER

Building	Ward	VAP Rate			CLABSI Rate			CAUTI Rate			SSI Rate			Open Wound Infection Rate			Bed sore Rate			Sheath Infection Rate			Episiotomy Rate			LSCS Rate			PS Rate			
		No. of VAP cases	Total no. of Ventilator days	VAP Rate	No. of CLABSI cases	Total no. of Central line days	CLABSI Rate	No. of CA-UTI cases	Total no. of catheter days	CAUTI Rate	No. of SSI	No. of Surgeries done	SSI Rate	No. of open wound infections	No. of patients days	Open Wound Infection Rate	No. of bed sore	No. of patient days	Bed sore Rate	No. of Sheath infection cases	No. of sheath days	Sheath Infection Rate	EPIS SSI	Episiotomy ADM	Episiotomy Rate	LSCS SSI	LSCS ADM	LSCS Rate	PS SSI	PS ADM	PS Rate	
EMIS	TC Ward (M)	0	0	0	0	7	0.00	0	203	0.00	0	27	0.00	-	-	-	0	1087	0.00	0	4	0.00	-	-	-	-	-	-	-	-	-	
	TC Ward (F)	0	0	0	0	9	0.00	0	67	0.00	0	6	0.00	0	364	0.00	0	364	0.00	0	2	0.00	-	-	-	-	-	-	-	-	-	
PMRC	Skin Ward	0	0	0	0	0	0.00	0	9	0.00	0	0	0.00	4	464	8.62	0	464	0.00	0	0	0.00	-	-	-	-	-	-	-	-	-	
	Ward 51	0	3	0	0	16	0.00	0	72	0.00	0	0	0.00	-	-	-	0	415	0.00	0	0	0.00	-	-	-	-	-	-	-	-	-	
	Ward 52	0	0	0	0	7	0.00	0	6	0.00	0	0	0.00	-	-	-	0	336	0.00	0	0	0.00	-	-	-	-	-	-	-	-	-	
	Female casualty ward	0	46	0	0	53	0.00	0	139	0.00	0	0	0.00	-	-	-	0	535	0.00	0	63	0.00	-	-	-	-	-	-	-	-	-	
	Male casualty ward	0	7	0	0	0	0.00	0	202	0.00	0	26	0.00	-	-	-	0	1095	0.00	0	4	0.00	-	-	-	-	-	-	-	-	-	
	PMRC A & C	0	0	0	0	0	0.00	4	100	40.00	5	144	3.47	-	-	-	1	1363	0.73	0	0	0.00	-	-	-	-	-	-	-	-	-	
	PMRC POW	0	0	0	0	0	0.00	0	42	0.00				-	-	-	0	516	0.00	0	0	0.00	0	0	0.00	-	-	-	-	-	-	-
	MAIN	Ward 20	0	0	0	0	26	0.00	0	60	0.00	0	0	0.00	-	-	-	0	850	0.00	0	99	0.00	-	-	-	-	-	-	-	-	-
		Ward 26	0	0	0	0	0	0.00	0	0	0.00	0	0	0.00	0	75	0.00	0	225	0.00	0	0	0.00	-	-	-	-	-	-	-	-	-
Ward 31		0	0	0	0	23	0.00	1	109	9.17	7	30	23.33	-	-	-	9	1068	8.43	0	2	0.00	-	-	-	-	-	-	-	-	-	
Ward 34		0	0	0	0	27	0.00	0	61	0.00	5	36	13.89	-	-	-	0	994	0.00	0	0	0.00	-	-	-	-	-	-	-	-	-	
Ward 36		0	0	0	0	13	0.00	0	81	0.00	3	45	6.67	-	-	-	0	960	0.00	0	0	0.00	-	-	-	-	-	-	-	-	-	
Ward 37		0	0	0	0	13	0.00	0	70	0.00	5	27	18.52	-	-	-	0	977	0.00	0	5	0.00	-	-	-	-	-	-	-	-	-	
Ward 42		0	0	0	0	45	0.00	0	73	0.00	0	0	0.00	-	-	-	0	861	0.00	0	78	0.00	-	-	-	-	-	-	-	-	-	
Ward 44		0	0	0	0	11	0.00	0	144	0.00	0	0	0.00	-	-	-	0	1026	0.00	0	128	0.00	-	-	-	-	-	-	-	-	-	
Ward 45		0	0	0	0	29	0.00	0	71	0.00	0	0	0.00	-	-	-	0	866	0.00	0	109	0.00	-	-	-	-	-	-	-	-	-	
Ward 46		0	0	0	0	22	0.00	0	71	0.00	0	0	0.00	-	-	-	0	816	0.00	0	69	0.00	-	-	-	-	-	-	-	-	-	
SSB	Cardiology Ward	0	0	0	0	0	0.00	0	4	0.00	0	0	0.00	-	-	-	0	540	0.00	0	1	0.00	-	-	-	-	-	-	-	-	-	
	CTVS Ward	0	0	0	0	38	0.00	0	26	0.00	0	27	0.00	-	-	-	0	746	0.00	0	12	0.00	-	-	-	-	-	-	-	-	-	
	Endocrine Ward	0	0	0	0	2	0.00	0	4	0.00	0	6	0.00	-	-	-	0	354	0.00	0	0	0.00	-	-	-	-	-	-	-	-	-	
	Immunology wd	0	0	0	0	0	0.00	0	0	0.00	0	0	0.00	-	-	-	0	348	0.00	0	0	0.00	-	-	-	-	-	-	-	-	-	
	Nephrology Ward	0	0	0	0	5	0.00	0	18	0.00	0	0	0.00	-	-	-	0	511	0.00	0	202	0.00	-	-	-	-	-	-	-	-	-	

## HOSPITAL INFECTION CONTROL COMMITTEE, JIPMER

	ward	VAP Rate			CLABSI Rate			CAUTI Rate			SSI Rate			Open Wound Infection Rate			Bed sore Rate			Sheath Infection Rate			Episiotomy Rate			LSCS Rate			PS Rate		
		No. of VAP cases	Total no. of Ventilator days	VAP Rate	No. of CLABSI cases	Total no. of Central line days	CLABSI Rate	No. of CA-UTI cases	Total no. of catheter days	CAUTI Rate	No. of SSI	No. of VAP cases	Total no. of Ventilator days	VAP Rate	No. of CLABSI cases	Total no. of Central line days	CLABSI Rate	No. of CA-UTI cases	Total no. of catheter days	CAUTI Rate	No. of SSI	No. of VAP cases	Total no. of Ventilator days	VAP Rate	No. of CLABSI cases	Total no. of Central line days	CLABSI Rate	No. of CA-UTI cases	Total no. of catheter days	CAUTI Rate	No. of SSI
	Neuro Medicine Ward	0	0	0	0	0	0.00	0	21	0.00	0	1	0.00	-	-	-	0	524	0.00	0	14	0.00	-	-	-	-	-	-	-	-	-
WCH	Neuro Surgery Ward	0	0	0	0	19	0.00	0	87	0.00	0	17	0.00	-	-	-	0	468	0.00	0	0	0.00	-	-	-	-	-	-	-	-	-
	Paediatric Surgery Ward	0	0	0	0	1	0.00	0	69	0.00	0	53	0.00	-	-	-	0	414	0.00	0	0	0.00	-	-	-	-	-	-	-	-	-
	Pl surg wd	0	0	0	0	11	0.00	0	20	0.00	0	32	0.00	-	-	-	0	538	0.00	0	0	0.00	-	-	-	-	-	-	-	-	-
	RCC Special Wd	0	0	0	0	53	0.00	0	7	0.00	0	0	0.00	-	-	-	0	477	0.00	0	0	0.00	-	-	-	-	-	-	-	-	-
	RCC Wd	0	0	0	0	178	0.00	0	125	0.00	0	0	0.00	-	-	-	0	1146	0.00	0	10	0.00	-	-	-	-	-	-	-	-	-
	SGE Wd	0	0	0	0	56	0.00	0	12	0.00	0	14	0.00	-	-	-	0	589	0.00	0	0	0.00	-	-	-	-	-	-	-	-	-
	MGE Wd	0	0	0	0	0	0.00	0	0	0.00	0	0	0.00	-	-	-	0	302	0.00	0	2	0.00	-	-	-	-	-	-	-	-	-
	Surgical Oncology Ward	0	0	0	0	1	0.00	0	21	0.00	1	31	3.23	-	-	-	0	448	0.00	0	0	0.00	-	-	-	-	-	-	-	-	-
	Urology Ward	0	0	0	0	4	0.00	0	151	0.00	0	21	0.00	-	-	-	0	737	0.00	0	1	0.00	-	-	-	-	-	-	-	-	-
	Stroke Recovery	0	0	0	0	0	0.00	0	25	0.00	0	0	0.00				0	143	0.00	0	0	0.00	-	-	-	-	-	-	-	-	-
Ward 178	0	0	0	0	0	0.00	0	121	0.00	0	0	0.00	-	-	-	0	171	0.00	0	0	0.00	0	12	0.00	0	76	0.00	-	-	-	
Ward 179	0	1	0	0	22	0.00	0	82	0.00	1	8	12.50	-	-	-	0	169	0.00	0	0	0.00	0	20	0.00	0	30	0.00	-	-	-	
Ward 301	0	0	0	0	0	0.00	0	11	0.00	0	0	0.00	-	-	-	0	3337	0.00	0	0	0.00	0	12	0.00	0	15	0.00	-	-	-	
Ward 302	0	0	0	0	0	0.00	0	42	0.00	0	0	0.00	-	-	-	0	4694	0.00	0	0	0.00	0	1023	0.00	0	296	0.00	-	-	-	
Ward 401	0	0	0	0	3	0.00	0	24	0.00	2	64	3.13	-	-	-	0	1813	0.00	0	0	0.00	0	11	0.00	1	6	16.67	-	-	-	
Ward 466	0	0	0	0	17	0.00	0	20	0.00	0	0	0.00	-	-	-	0	1678	0.00	0	0	0.00	0	6	0.00	0	5	0.00	-	-	-	
Ward 552	0	0	0	0	0	0.00	0	386	0.00	0	0	0.00	-	-	-	0	608	0.00	0	0	0.00	0	4	0.00	0	303	0.00	-	-	-	
Ward 553	0	0	0	0	0	0.00	0	55	0.00	0	0	0.00	-	-	-	0	216	0.00	0	0	0.00	0	0	0.00	0	69	0.00	0	62	0	
Ward 554	0	0	0	0	0	0.00	0	89	0.00	0	77	0.00	-	-	-	0	146	0.00	0	0	0.00	0	0	0.00	0	0	0.00	-	-	-	



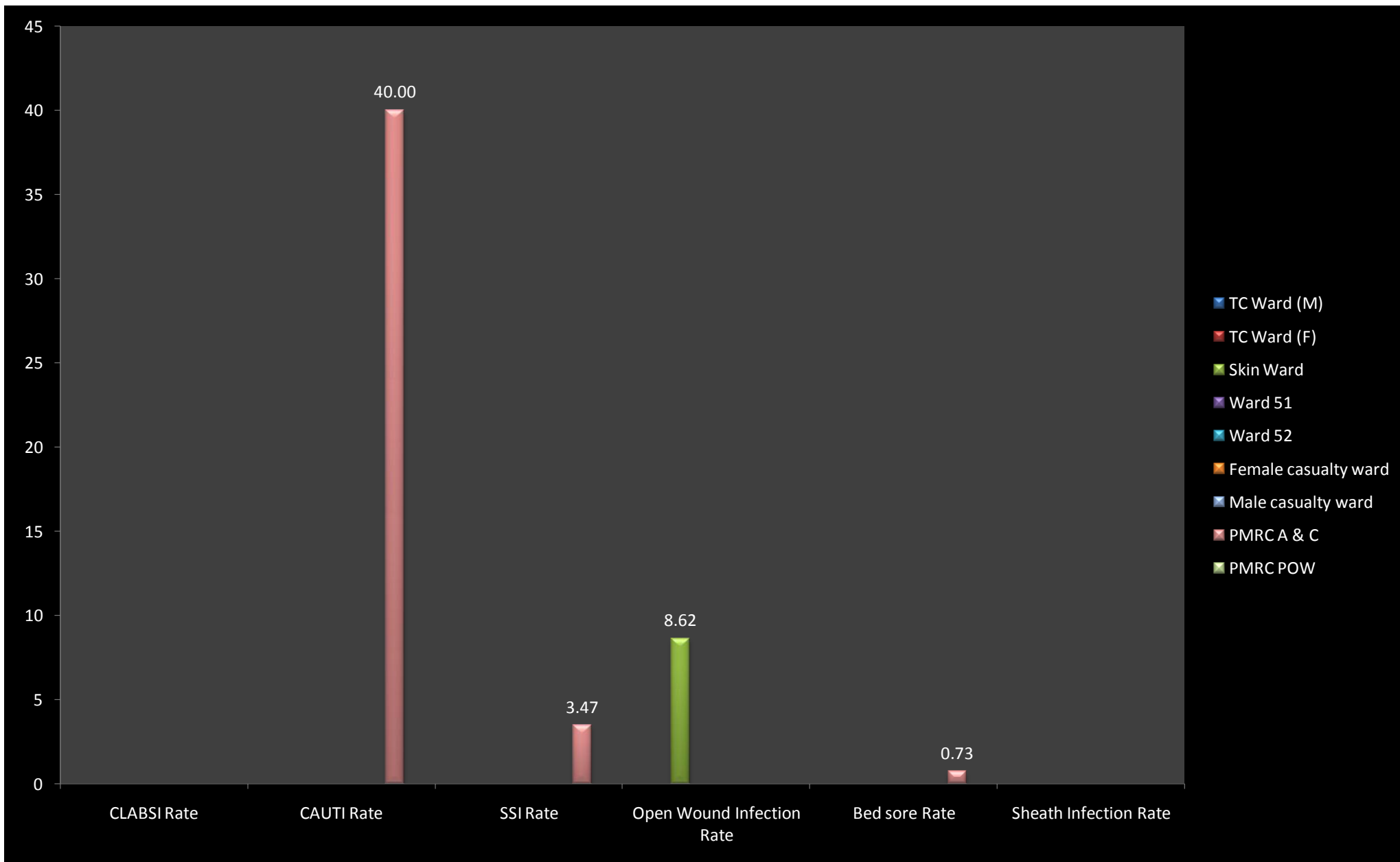
## HOSPITAL INFECTION CONTROL COMMITTEE, JIPMER

### FORMULAE OF HAI INFECTIONS RATES

HAI Infection Rates	Formulae
1. VAP Rate=	No. of VAP cases/ total no. of ventilator days X 1000
2. CLABSI Rate =	No. of CLABSI cases/ total no. of central line days X 1000
3. CA-UTI Rate=	No. of CA-UTI cases/ total no. of catheter days X 1000
4. SSI Rate=	No. of SSI/ total no. of surgeries done X100
5. Open Wound Infection Rate =	No. of open wound infections / No. of open wound cases admitted X 1000
6. Bed sore rates=	No. of bed sores/total no. of patient days X 1000
7. Sheath Rate =	No. of sheath infection cases / total no. of Sheath daysX 1000
8. LSCS SSI Rate =	No. of LSCS SSI cases / total no. of LSCS Adm. X 100
9. Episiotomy Rate =	No. of Episiotomy SSI cases / total no. of Episiotomy Adm. X 100
10. PS Rate (Permanent Sterilization) =	No. of PS SSI cases /total no. of PS Adm. X 100

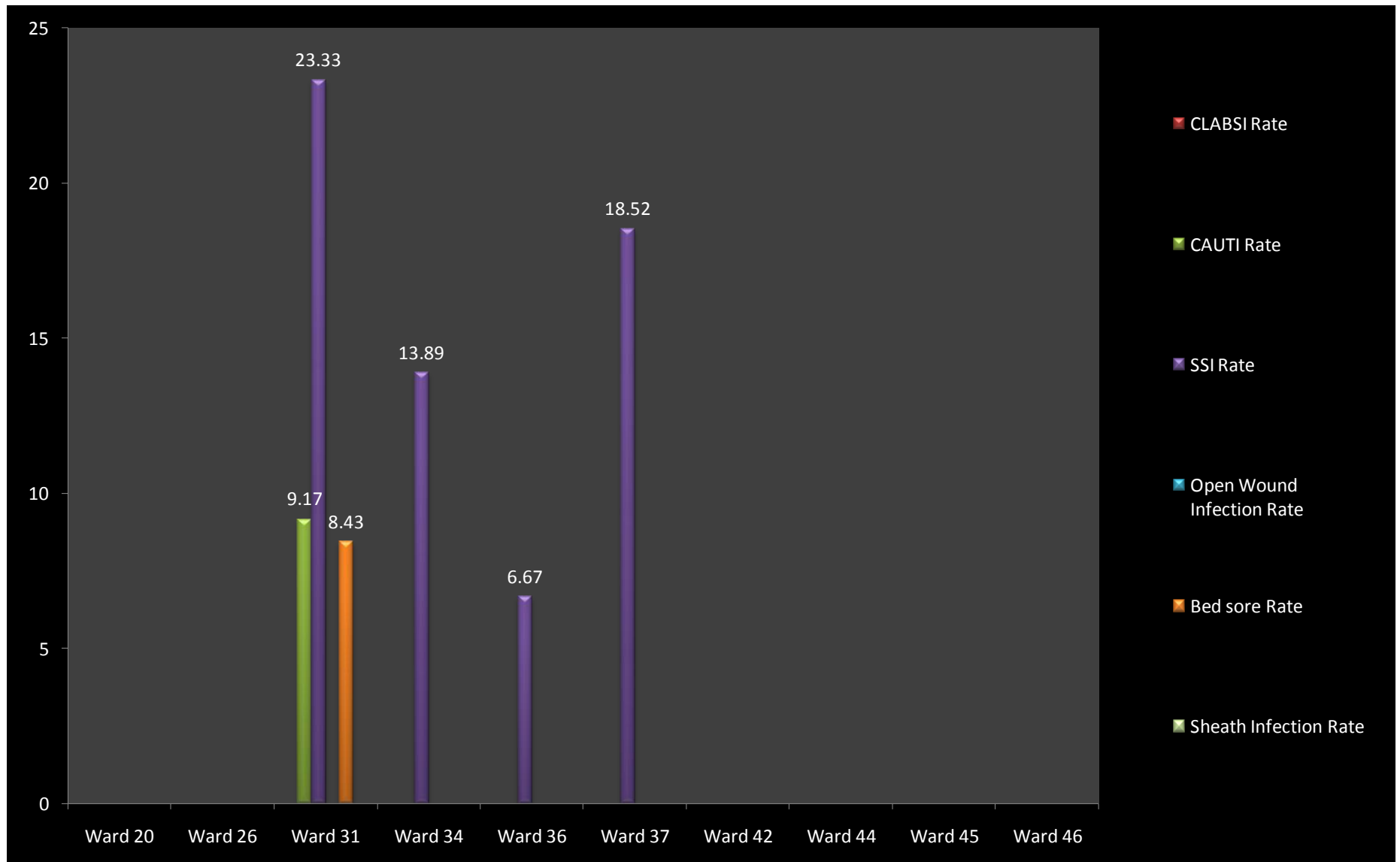
## EMS & PMRC BLOCK

HOSPITAL ACQUIRED INFECTION SURVEILLANCE, OCTOBER 2016



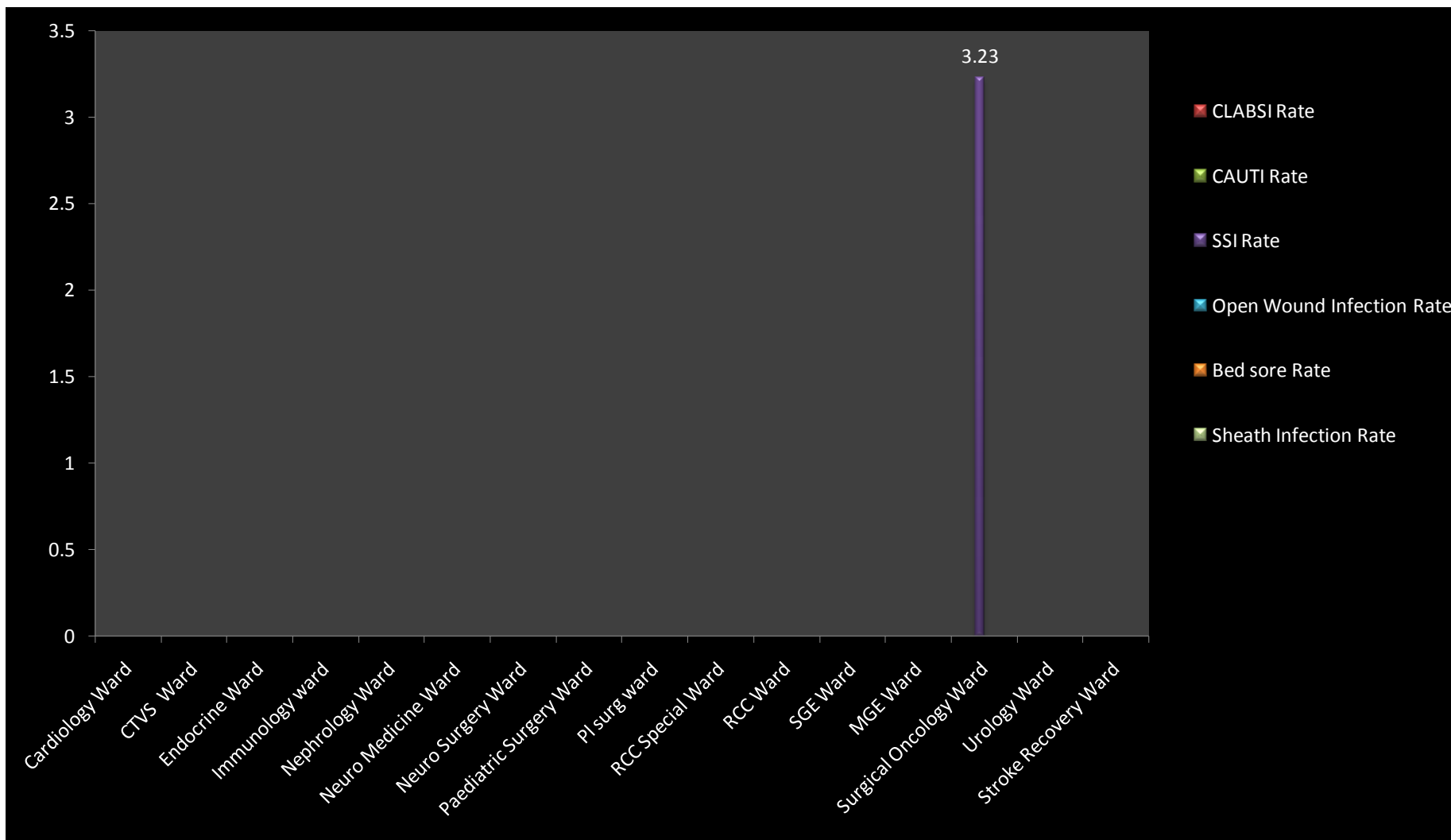
## MAIN BLOCK

### HOSPITAL ACQUIRED INFECTION SURVEILLANCE, OCTOBER 2016



## SSB& RCC BLOCK

HOSPITAL ACQUIRED INFECTION SURVEILLANCE, OCTOBER 2016



## WCH BLOCK

HOSPITAL ACQUIRED INFECTION SURVEILLANCE, OCTOBER 2016

