

## HOSPITAL INFECTION CONTROL COMMITTEE, JIPMER



### HOSPITAL ACQUIRED INFECTION SURVEILLANCE REPORT, JIPMER, May 2017- ICU

Block	ICU	VAP Rate		CLABSI Rate		CAUTI Rate		SSI Rate	Burn Wound Infection Rate	Bed sore Rate	Sheath Infection Rate
		JIPMER	NHSN 75 percentile	JIPMER	NHSN 75 percentile	JIPMER	NHSN 75 percentile	JIPMER	JIPMER	JIPMER	JIPMER
EMS	BURNS	0.00	6.7	10.87	5.2	0.00	8.1	0.00	12.35	0.00	0.00
	CCCU	0.00	1.3	0.00	1.9	0.00	3.5	0.00	-	0.00	0.00
	CCU	17.24	1.3	0.00	1.9	0.00	3.5	0.00	-	13.51	0.00
	TC ICU	19.24	6	0.00	2.4	0.00	5.6	0.00	-	0.00	0.00
MAIN	MICU	7.11	1.6	8.47	1.9	2.13	3.9	0.00	-	4.18	0.00
	Ward 43 Stepdown ICU	12.35	1.6	0.00	1.9	0.00	3.9	0.00	-	0.00	0.00
	SICU	0.00	3.1	18.87	1.8	0.00	2.5	12.90	-	13.89	0.00
	32-A ICU	20.00	3.1	0.00	1.8	10.99	2.5	0.00	-	0.00	0.00
SSB	BMT	0.00	2.8	0.00	1.2	0.00	2.5	0.00	-	0.00	0.00
	CTVS ICU	0.00	2.5	0.00	1.2	0.00	2.5	4.00	-	5.43	0.00
	KTP	0.00	2.8	0.00	1.2	0.00	2.5	0.00	-	0.00	0.00
	NUEROMED ICU	0.00	2.5	0.00	1.6	0.00	5	0.00	-	0.00	0.00
	NUEROSURG ICU	0.00	2.9	0.00	1.9	0.00	6.2	4.76	-	0.00	0.00
	PAED SURG ICU	0.00	0.9	0.00	2.1	0.00	3.8	14.29	-	0.00	0.00
	PL SURG ICU	0.00	2.8	0.00	1.2	0.00	2.5	0.00	-	0.00	0.00
	RCC ICU	0.00	1.3	30.77	1.5	0.00	2.3	0.00	-	0.00	0.00
	SGE ICU	0.00	2.8	14.49	1.2	0.00	2.5	11.54	-	0.00	0.00
	URO ICU	0.00	2.8	0.00	1.2	0.00	2.5	0.00	-	0.00	0.00
	SURGICAL ONCOLOGY ICU	0.00	2.8	0.00	1.2	0.00	2.5	0.00	-	0.00	0.00
	CATH LAB(CCCU)	0.00	1.3	0.00	1.9	0.00	3.5	0.00	-	0.00	0.00
	WCH	NICU	10.99	<750gm-2.4 >750gm-00	0.00	<750gm-4.9 >750gm-3.3	0.00	0	0.00	-	0.00
PICU		0.00	0.9	0.00	1.5	0.00	3.1	0.00	-	0.00	0.00
<b>JIPMER( ICU, average)</b>		3.96		3.79		0.60		2.16	12.35	1.68	0.00

## HOSPITAL INFECTION CONTROL COMMITTEE, JIPMER

Building	Ward	VAP Rate			CLABSI Rate			CAUTI Rate			SSI Rate			Burn Wound Infection Rate			Bed sore Rate			Sheath Infection Rate		
		No. of VAP cases	Total No. of Ventilator days	VAP rate	No. of CLABSI cases	Total no. of Central line days	CLABSI rate	No. of CA-UTI cases	Total no. of catheter days	CAUTI Rate	No. of SSI	No. of Surgeries done	SSI Rate	No. of wound infections in patients	No. of patients days	Burn Wound Infection Rate	No. of bed sore	No. of patient days	Bed sore Rate	No. of Sheath infection cases	No. of sheath days	Sheath Infection Rate
EMS	BURNS	0	1	0.00	1	92	10.87	0	98	0.00	0	0	0.00	3	243	12.35	0	243	0.00	0	0	0
	CCCU	0	1	0.00	0	0	0.00	0	10	0.00	0	44	0.00	-	-	-	0	159	0.00	0	0	0
	CCU	2	116	17.24	0	133	0.00	0	137	0.00	0	11	0.00	-	-	-	2	148	13.51	0	12	0
	TC ICU	2	103	19.42	0	125	0.00	0	175	0.00	0	33	0.00	-	-	-	0	180	0.00	0	0	0
MAIN	MICU	3	422	7.11	2	236	8.47	1	469	2.13	0	0	0.00	-	-	-	2	478	4.18	0	83	0
	Ward 43 Stepdown ICU	1	81	12.35	0	96	0.00	0	165	0.00	0	0	0.00	-	-	-	0	178	0.00	0	43	0
	SICU	0	49	0.00	2	106	18.87	0	206	0.00	4	31	12.90	-	-	-	3	216	13.89	0	19	0
	32-A ICU	1	50	20.00	0	39	0.00	1	91	10.99	0	6	0.00	-	-	-	0	93	0.00	0	0	0
SSB	BMT	0	0	0.00	0	56	0.00	0	0	0.00	0	0	0.00	-	-	-	0	56	0.00	0	0	0
	CTVS ICU	0	57	0.00	0	131	0.00	0	122	0.00	1	25	4.00	-	-	-	1	184	5.43	0	0	0
	KTP	0	2	0.00	0	14	0.00	0	10	0.00	0	3	0.00	-	-	-	0	23	0.00	0	0	0
	NEUROMED ICU	0	39	0.00	0	97	0.00	0	100	0.00	0	0	0.00	-	-	-	0	153	0.00	0	17	0
	NEUROSURG ICU	0	65	0.00	0	86	0.00	0	156	0.00	1	21	4.76	-	-	-	0	182	0.00	0	0	0
	PAED SURG ICU	0	2	0.00	0	16	0.00	0	44	0.00	3	21	14.29	-	-	-	0	182	0.00	0	0	0
	PL SURG ICU	0	0	0.00	0	0	0.00	0	3	0.00	0	30	0.00	-	-	-	0	40	0.00	0	0	0
	RCC ICU	0	1	0.00	2	65	30.77	0	57	0.00	0	0	0.00	-	-	-	0	223	0.00	0	12	0
	SGE ICU	0	41	0.00	1	69	14.49	0	114	0.00	3	26	11.54	-	-	-	0	173	0.00	0	0	0
	URO ICU	0	1	0.00	0	24	0.00	0	93	0.00	0	42	0.00	-	-	-	0	127	0.00	0	5	0
	SURGICAL ONCOLOGY ICU	0	14	0.00	0	21	0.00	0	55	0.00	0	19	0.00	-	-	-	0	112	0.00	0	0	0
Cath lab (CCCU)	0	0	0.00	0	0	0.00	0	9	0.00	0	53	0.00	-	-	-	0	111	0.00	0	0	0	
WCH	NICU	1	91	10.99	0	198	0.00	0	31	0.00	0	3	0.00	-	-	-	0	2244	0.00	0	0	0
	PICU	0	249	0.00	0	142	0.00	0	128	0.00	0	0	0.00	-	-	-	0	419	0.00	0	0	0

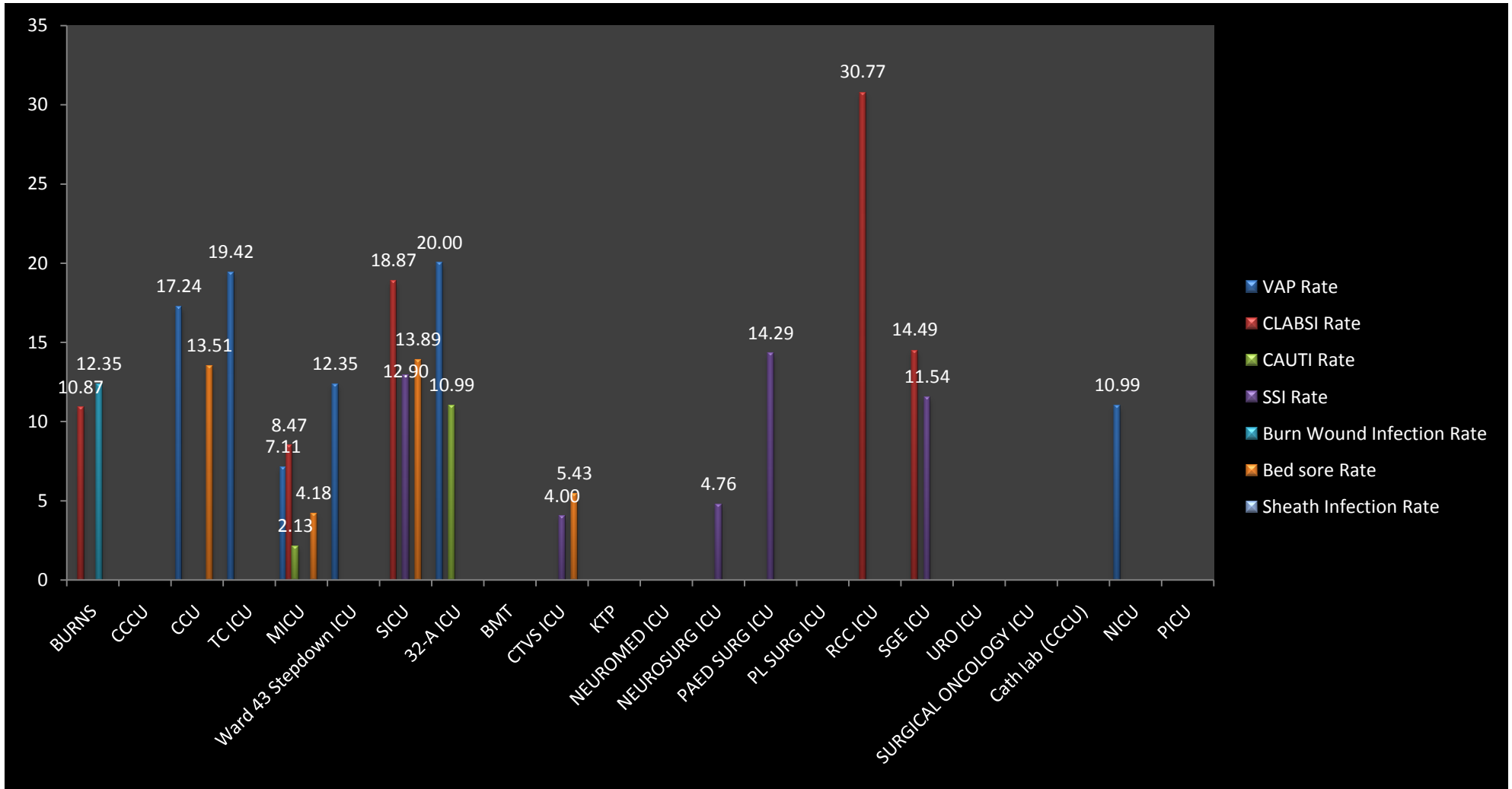
## HOSPITAL INFECTION CONTROL COMMITTEE, JIPMER

### FORMULAE OF HAI INFECTIONS RATES

HAI Infection Rates	Formulae
1. VAP Rate=	No. of VAP cases/ total no. of ventilator days X 1000
2. CLABSI Rate =	No. of CLABSI cases/ total no. of central line days X 1000
3. CA-UTI Rate=	No. of CA-UTI cases/ total no. of catheter days X 1000
4. SSI Rate=	No. of SSI/ No. of surgeries done X100
5. Burn Wound Infection Rate =	No. of wound infections in burn patients/ No. of patient days X 1000
6. Bed sore Rates=	No. of bed sores/No. of patient days X 1000
7. Sheath Infection Rate =	No. of sheath infection cases / total no. of Sheath daysX 1000

ICU

HOSPITAL ACQUIRED INFECTION SURVEILLANCE MAY 2017



## HOSPITAL INFECTION CONTROL COMMITTEE, JIPMER

### HOSPITAL ACQUIRED INFECTION SURVEILLANCE REPORT, JIPMER

#### MAY 2017- WARD

	WARD	VAP Rate	CLABSI Rate	CAUTI Rate	SSI Rate	Open Wound Infection Rate	Bed sore Rate	Sheath Infection Rate	LSCS Rate	Episiotomy Rate	PS Rate
EMS	TC Ward (M)	0	0.00	0.00	0.00	0.00	0.00	0.00	-	-	-
	TC Ward (F)	0	0.00	0.00	0.00	0.00	0.00	0.00	-	-	-
	Skin Ward	0	0.00	0.00	0.00	0.00	0.00	0.00	-	-	-
	Ward 51	0	0.00	0.00	0.00	-	0.00	0.00	-	-	-
	Ward 52	0	0.00	0.00	0.00	-	0.00	0.00	-	-	-
	Female casualty ward	0	0.00	0.00	0.00	-	0.00	0.00	-	-	-
	Male casualty ward	0	0.00	0.00	0.00	-	0.00	0.00	-	-	-
	PMRC A & C	0	0.00	0.00	2.40	-	0.69	0.00	-	-	-
	PMRC POW	0	0.00	0.00		-	0.00	0.00	-	-	-
Ward 20	0	0.00	0.00	0.00	-	0.00	0.00	-	-	-	
Ward 26	0	0.00	0.00	0.00	0.00	0.00	0.00	-	-	-	
Ward 31	0	0.00	0.00	0.00	7.84	-	3.00	0.00	-	-	-
Ward 34	0	0.00	0.00	0.00	21.43	-	0.00	0.00	-	-	-
Ward 36	0	43.48	0.00	0.00	7.69	-	0.00	0.00	-	-	-
Ward 37	0	0.00	0.00	0.00	18.60	-	1.99	0.00	-	-	-
Ward 45	0	0.00	0.00	0.00	0.00	-	0.00	0.00	-	-	-
Ward 46	0	0.00	0.00	0.00	0.00	-	0.00	0.00	-	-	-
SSB	Cardiology Ward	0	0.00	0.00	0.00	-	0.00	0.00	-	-	-
	CTVS Ward	0	0.00	0.00	0.00	-	0.00	0.00	-	-	-
	Nephrology Ward	0	0.00	0.00	0.00	-	0.00	0.00	-	-	-
	Neuro Medicine Ward	0	0.00	0.00	0.00	-	0.00	0.00	-	-	-
	Neuro Surgery Ward	0	0.00	0.00	0.00	-	0.00	0.00	-	-	-
	Paediatric Surgery Ward	0	0.00	0.00	0.00	-	0.00	0.00	-	-	-
	Pl surg ward	0	0.00	0.00	0.00	-	0.00	0.00	-	-	-
	RCC Special Ward	0	21.83	0.00	0.00	-	0.00	0.00	-	-	-
	RCC Ward	0	8.06	0.00	0.00	-	0.00	0.00	-	-	-
SGE Ward	0	0.00	0.00	0.00	-	0.00	0.00	-	-	-	

## HOSPITAL INFECTION CONTROL COMMITTEE, JIPMER

	WARD	VAP Rate	CLABSI Rate	CAUTI Rate	SSI Rate	Open Wound Infection Rate	Bed sore Rate	Sheath Infection Rate	LSCS Rate	Episiotomy Rate	PS Rate
	Surgical Oncology Ward	0	0.00	0.00	16.67	-	0.00	0.00	-	-	-
	Urology Ward	0	0.00	0.00	0.00	-	0.00	0.00	-	-	-
WCH	Ward 178	0	0.00	0.00	0.00	-	0.00	0.00	0.00	0.00	-
	Ward 179	0	0.00	0.00	3.23	-	0.00	0.00	0.00	0.00	-
	Ward 301	0	0.00	0.00	0.00	-	0.00	0.00	6.25	0.00	-
	Ward 302	0	0.00	35.71	1.79	-	0.00	0.00	3.20	0.10	-
	Ward 401	0	0.00	12.35	4.17	-	0.00	0.00	0.00	0.00	-
	Ward 466	0	29.00	0.00	0.00	-	0.00	0.00	0.00	0.00	-
	Ward 552	0	0.00	0.00	0.00	-	0.00	0.00	0.00	0.00	-
	Ward 553	0	0.00	0.00	0.00	-	0.00	0.00	0.00	0.00	0.00
	Ward 554	0	0.00	0.00	0.00	-	0.00	0.00	0.00	0.00	-



## HOSPITAL INFECTION CONTROL COMMITTEE, JIPMER

	VAP Rate			CLABSI Rate			CAUTI Rate			SSI Rate			Open Wound Infection Rate			Bed sore Rate			Sheath Infection Rate			Episiotomy Rate			LSCS Rate			PS Rate					
	No. of VAP cases	Total no. of Ventilator days	VAP Rate	No. of CLABSI cases	Total no. of Central line days	CLABSI Rate	No. of CA-UTI cases	Total no. of catheter days	CAUTI Rate	No. of SSI	No. of VAP cases	Total no. of Ventilator days	VAP Rate	No. of CLABSI cases	Total no. of Central line days	CLABSI Rate	No. of CA-UTI cases	Total no. of catheter days	CAUTI Rate	No. of SSI	No. of VAP cases	Total no. of Ventilator days	VAP Rate	No. of CLABSI cases	Total no. of Central line days	CLABSI Rate	No. of CA-UTI cases	Total no. of catheter days	CAUTI Rate	No. of SSI			
Pl surg wd	0	0	0	0	0	0.00	0	65	0.00	0	37	0.00	-	-	-	0	359	0.00	0	0	0.00	-	-	-	-	-	-	-	-	-	-	-	-
RCC Special Wd	0	0	0	5	229	21.83	0	49	0.00	0	0	0.00	-	-	-	0	480	0.00	0	0	0.00	-	-	-	-	-	-	-	-	-	-	-	-
RCC Wd	0	0	0	1	124	8.06	0	114	0.00	0	0	0.00	-	-	-	0	1152	0.00	0	2	0.00	-	-	-	-	-	-	-	-	-	-	-	-
SGE Wd	0	0	0	0	1	0.00	0	19	0.00	0	4	0.00	-	-	-	0	573	0.00	0	0	0.00	-	-	-	-	-	-	-	-	-	-	-	-
Surgical Oncology Ward	0	0	0	0	22	0.00	0	16	0.00	2	12	16.67	-	-	-	0	463	0.00	0	0	0.00	-	-	-	-	-	-	-	-	-	-	-	-
Urology Ward	0	0	0	0	0	0.00	0	139	0.00	0	14	0.00	-	-	-	0	671	0.00	0	20	0.00	-	-	-	-	-	-	-	-	-	-	-	-
Ward 178	0	0	0	0	0	0.00	0	79	0.00	0	0	0.00	-	-	-	0	200	0.00	0	0	0.00	0	27	0.00	0	47	0.00	-	-	-	-	-	-
Ward 179	0	16	0	0	13	0.00	0	75	0.00	1	31	3.23	-	-	-	0	156	0.00	0	0	0.00	0	24	0.00	0	39	0.00	-	-	-	-	-	-
Ward 301	0	0	0	0	0	0.00	0	0	0.00	0	4	0.00	-	-	-	0	3093	0.00	0	0	0.00	0	28	0.00	1	16	6.25	-	-	-	-	-	-
Ward 302	0	0	0	0	0	0.00	1	28	35.71	1	56	1.79	-	-	-	0	4662	0.00	0	0	0.00	1	1024	0.10	9	281	3.20	-	-	-	-	-	-
Ward 401	0	0	0	0	4	0.00	1	81	12.35	3	72	4.17	-	-	-	0	1979	0.00	0	0	0.00	0	19	0.00	0	12	0.00	-	-	-	-	-	-
Ward 466	0	0	0	0	0	29.00	0	20	0.00	0	2	0.00	-	-	-	0	1613	0.00	0	0	0.00	0	2	0.00	0	3	0.00	-	-	-	-	-	-
Ward 552	0	0	0	0	0	0.00	0	325	0.00	0	0	0.00	-	-	-	0	607	0.00	0	0	0.00	0	0	0.00	0	255	0.00	-	-	-	-	-	-
Ward 553	0	0	0	0	0	0.00	0	42	0.00	0	0	0.00	-	-	-	0	207	0.00	0	0	0.00	0	36	0.00	0	46	0.00	0	87	0	0	87	0
Ward 554	0	0	0	0	0	0.00	0	104	0.00	0	95	0.00	-	-	-	0	182	0.00	0	0	0.00	0	0	0.00	0	0	0.00	-	-	-	-	-	-

WCH



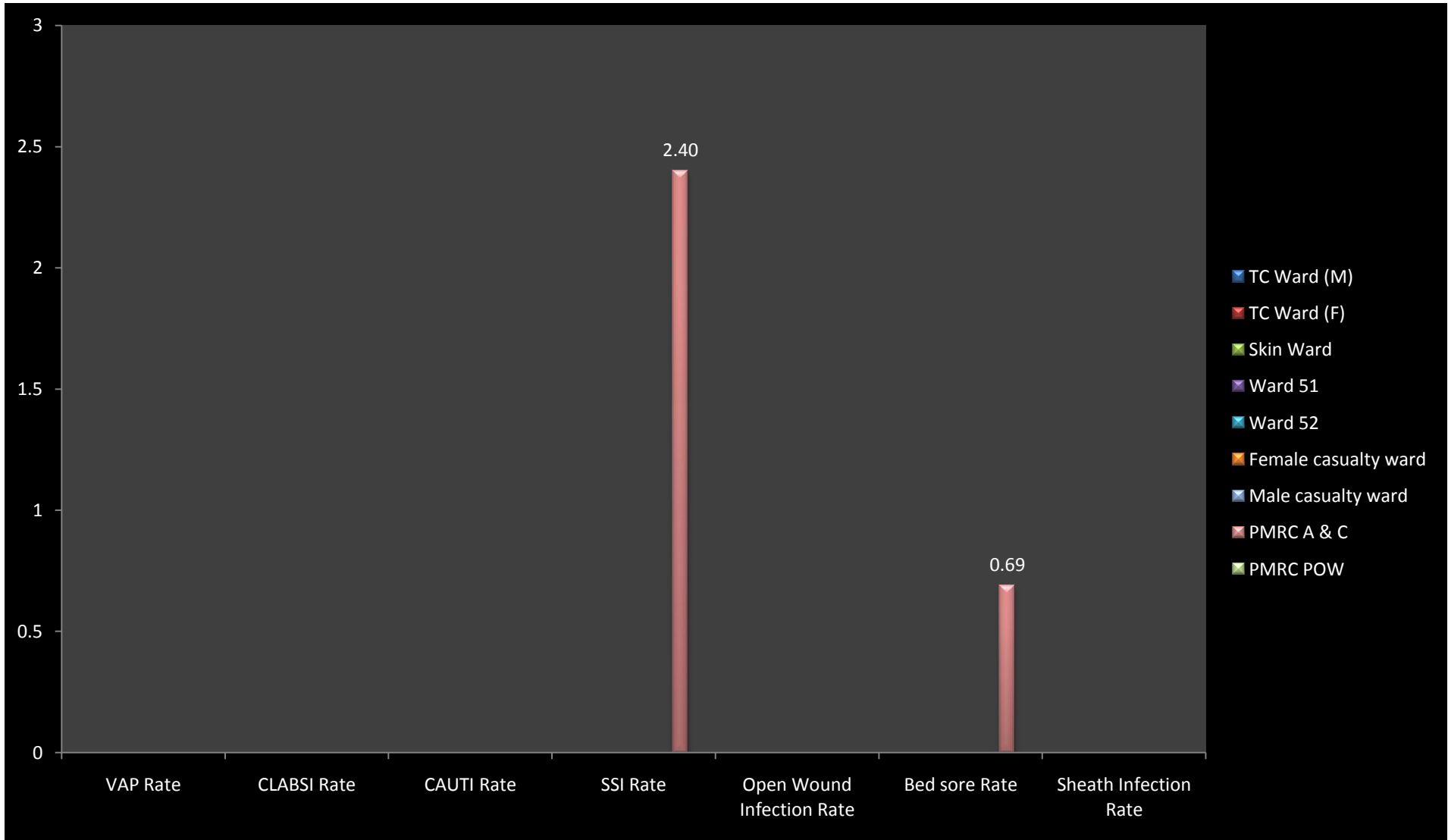
## HOSPITAL INFECTION CONTROL COMMITTEE, JIPMER

### FORMULAE OF HAI INFECTIONS RATES

HAI Infection Rates	Formulae
1. VAP Rate=	No. of VAP cases/ total no. of ventilator days X 1000
2. CLABSI Rate =	No. of CLABSI cases/ total no. of central line days X 1000
3. CA-UTI Rate=	No. of CA-UTI cases/ total no. of catheter days X 1000
4. SSI Rate=	No. of SSI/ total no. of surgeries done X100
5. Open Wound Infection Rate =	No. of open wound infections / No. of open wound cases admitted X 1000
6. Bed sore rates=	No. of bed sores/total no. of patient days X 1000
7. Sheath Rate =	No. of sheath infection cases / total no. of Sheath daysX 1000
8. LSCS SSI Rate =	No. of LSCS SSI cases / total no. of LSCS Adm. X 100
9. Episiotomy Rate =	No. of Episiotomy SSI cases / total no. of Episiotomy Adm. X 100
10. PS Rate (Permanent Sterilization) =	No. of PS SSI cases /total no. of PS Adm. X 100

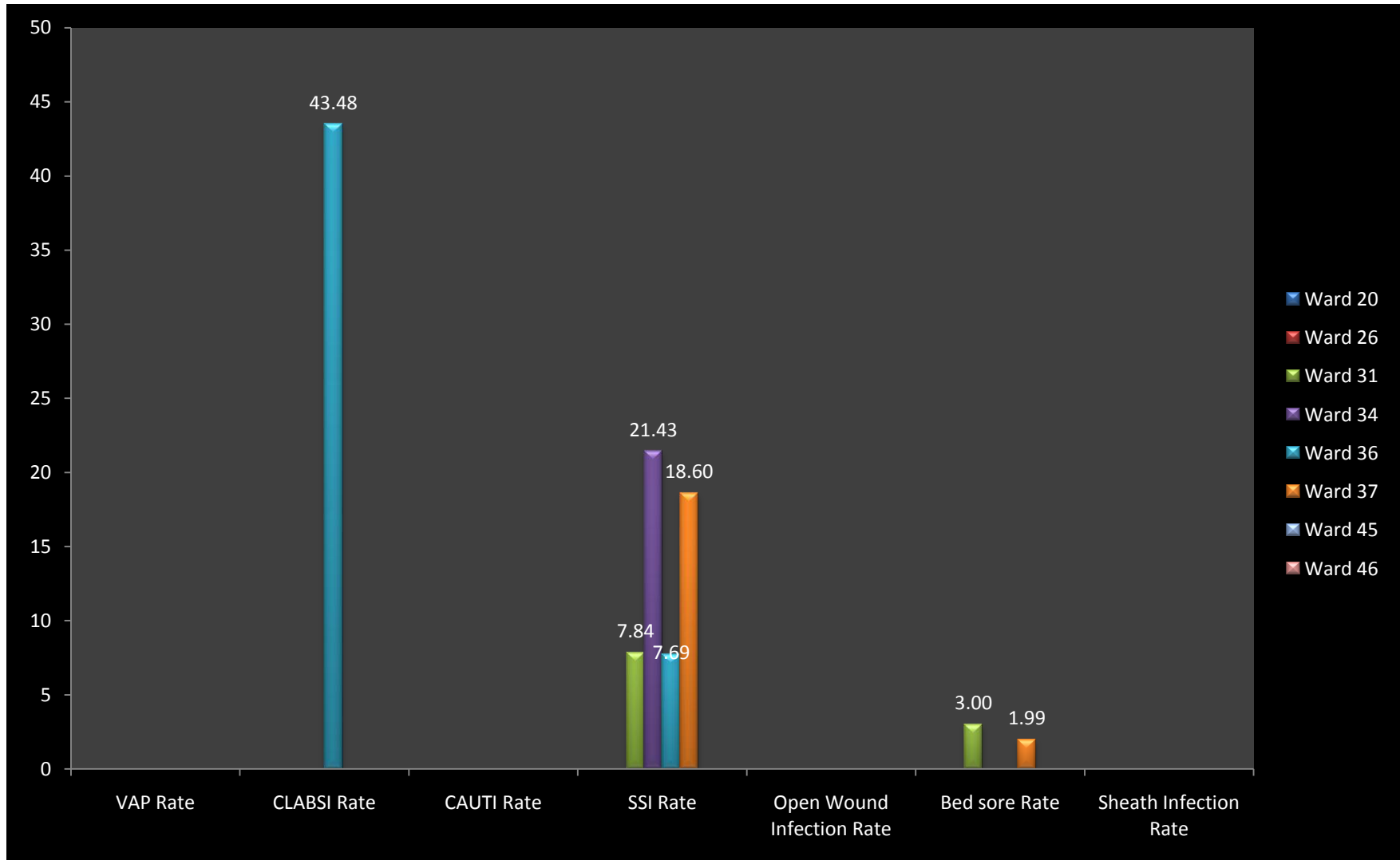
## EMS & PMRC BLOCK

HOSPITAL ACQUIRED INFECTION SURVEILLANCE, MAY 2017



# MAIN BLOCK

## HOSPITAL ACQUIRED INFECTION SURVEILLANCE, MAY 2017



## SSB& RCC BLOCK

HOSPITAL ACQUIRED INFECTION SURVEILLANCE, MAY 2017

